



County of Santa Clara

**Probation Department**

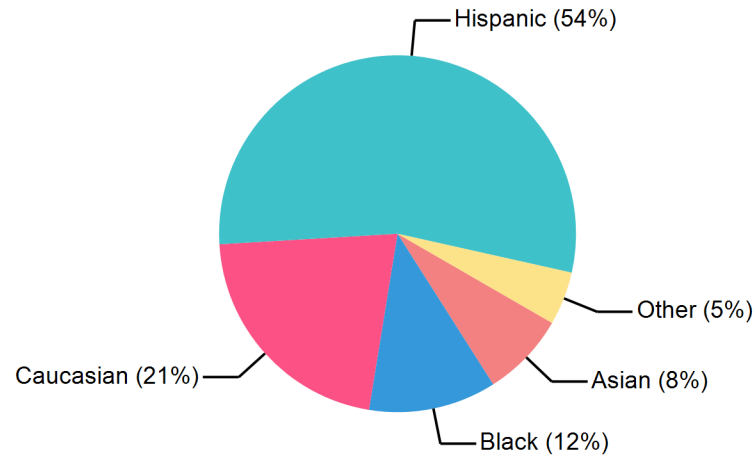
### Monthly Average Adult Active Clients

August ( 8/1/2021 - 8/31/2021 )

**Gender**



**Race/Ethnicity**



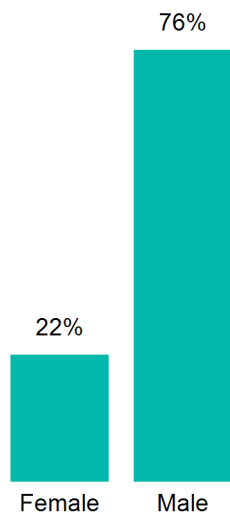
Female	16%	837
Male	84%	4237
Asian	8%	388
Black	12%	586
Caucasian	21%	1089
Hispanic	54%	2758
Other	5%	245
Unknown	<1%	9

**Total Avg. 5073**

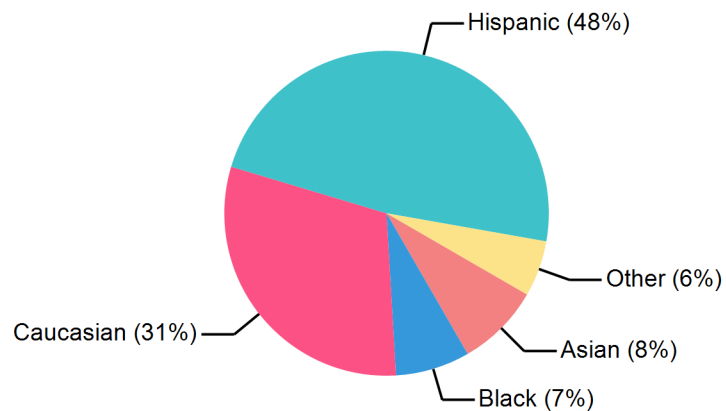
## Monthly Average Adult Diversion Clients

Pretrial Diversion Program (PDP) and Deferred Entry of Judgement Program (DEJ)

**Gender**



**Race/Ethnicity**



Female	22%	74
Male	76%	252
Unknown	2%	5
Asian	8%	27
Black	7%	24
Caucasian	30%	99
Hispanic	47%	156
Other	5%	18
Unknown	2%	6
<b>Total Avg.</b>		<b>331</b>