

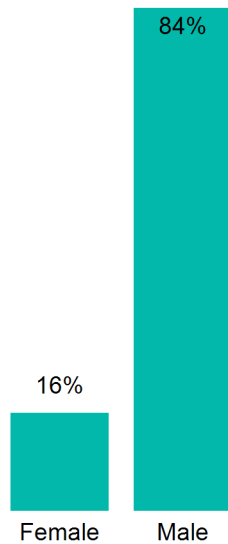


County of Santa Clara

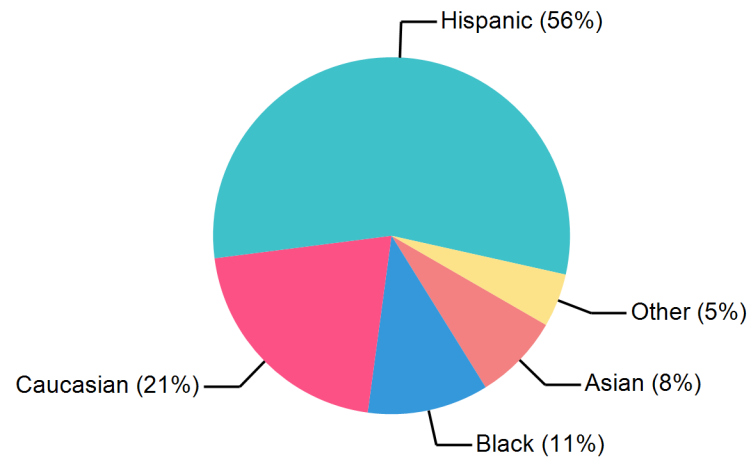
Probation Department

Monthly Average Adult Active Clients November (11/1/2021 - 11/30/2021)

Gender



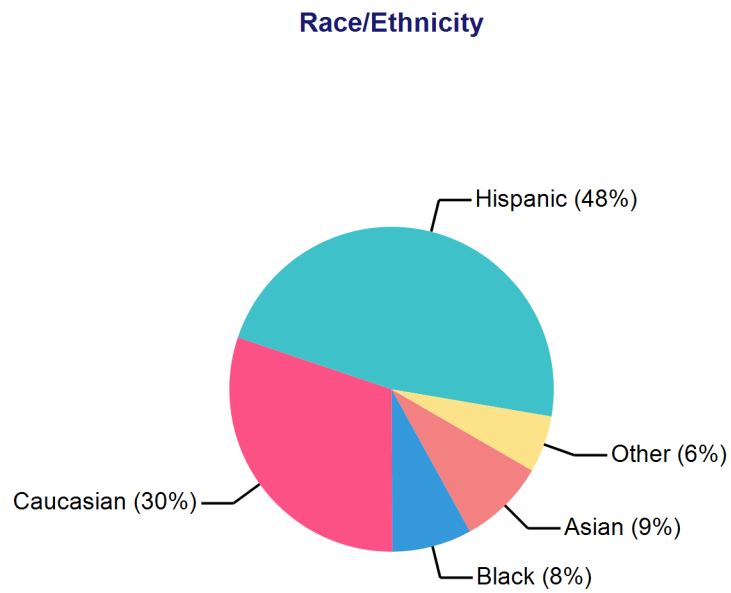
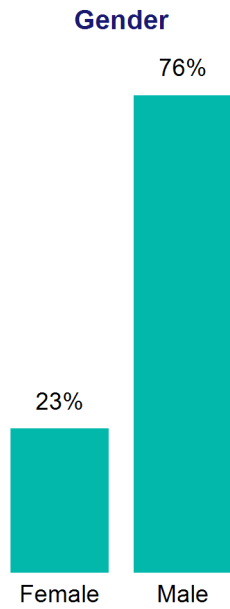
Race/Ethnicity



Female	16%	762
Male	84%	3917
Asian	8%	366
Black	11%	513
Caucasian	21%	974
Hispanic	55%	2594
Other	5%	226
Unknown	<1%	6
Total Avg.		4678

Monthly Average Adult Diversion Clients

Pretrial Diversion Program (PDP) and Deferred Entry of Judgement Program (DEJ)



Female	23%	70
Male	76%	232
Unknown	1%	4
Asian	8%	26
Black	8%	24
Caucasian	30%	91
Hispanic	47%	143
Other	6%	17
Unknown	2%	5
Total Avg.		307